



Maritime Stormwater Utility Update

On November 14, 2017, the Port of Seattle Commission approved a utility rate increase of 7.75%, effective January 1, 2018. Future rates have not been determined and will be subject to review and approval by the Port Commission. The 2017 and 2018 fees are shown in the table below.

STORMWATER RATE CATEGORY	2017	2018
Undeveloped (0 – 15% Impervious Coverage)		
Regular	\$30.34	\$32.69
Low Impact	\$17.76	\$19.14
Light (16 - 35% Impervious Coverage)		
Regular	\$46.91	\$50.55
Low Impact	\$36.90	\$39.76
Medium (36 – 65% Impervious Coverage)		
Regular	\$68.14	\$73.42
Low Impact	\$54.81	\$59.06
Heavy (66 – 85% Impervious Coverage)	\$91.42	\$98.51
Very Heavy (86 – 100% Impervious Coverage)	\$108.14	\$116.52

Rates are in \$ per 1,000 square feet

STORMWATER UTILITY BY THE NUMBERS

999.6 acres
of drainage area

78 miles/411,900 ft
of stormwater pipe

2,720 catch basins **1,066** manholes

195 outfalls **3,455** drains, filters, vaults, etc.

207 tenants (Port & NWSA)

GATHERING INFORMATION FROM ASSESSMENTS


These pictures show the assessment process.



(1) First, the Utility crew sets up their equipment and...



(2) ... cleans the pipes with high pressure water collecting the water and debris via vacuum truck.



(3) The camera enters the pipe and...



(4) ...takes video for the pipe's length, examining conditions, such as fractures or breaks.



(5) The operator, situated in the cockpit, assigns a condition score.

URGENT REPAIRS

These pictures show the assessment video and repair.



(6) A major break is identified in the pipe. This receives a high condition score.



(7) The actual break is located and dug up by Port maintenance crews.



(8) The broken pipe segment is repaired prior to backfill.

The good news is that the Port's assessment process found an infrastructure problem before it became a safety issue and worked with Terminal operators to repair it.

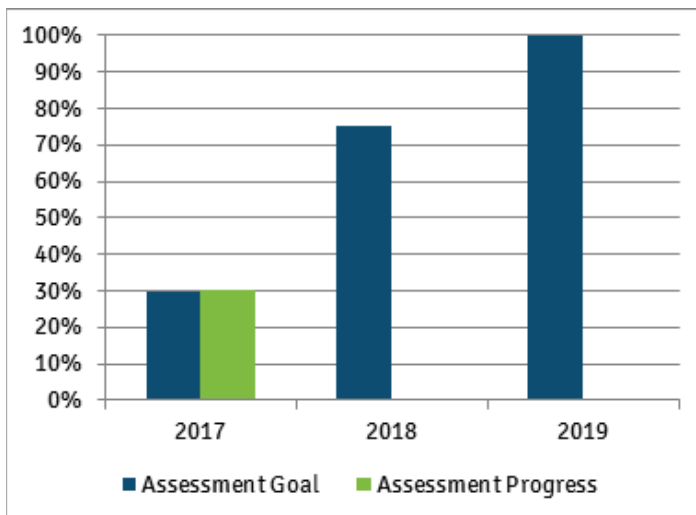
ASSESSMENT - EXPLAINED

Assessment means obtaining a full closed caption video (CCTV) of the inside of the pipe using specialized truck and software. This provides a structural score for the integrity of the pipe and a maintenance score for the cleanliness of the pipe. The Utility plans to complete assessments of all 78 miles of pipe by the end of 2019.

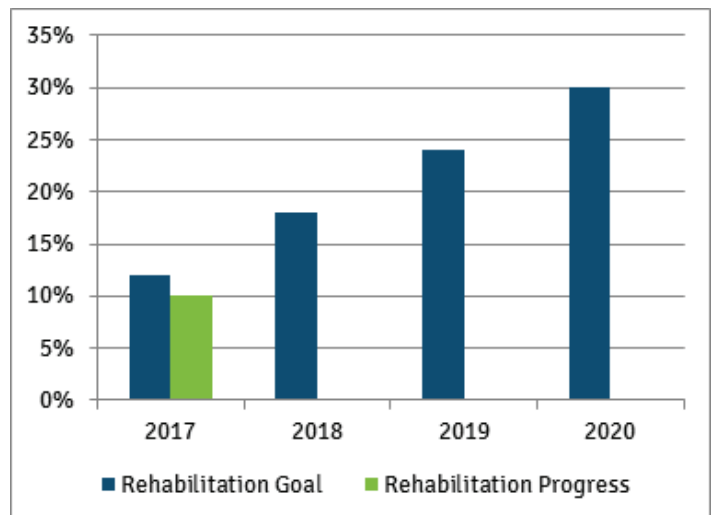
REHABILITATION - EXPLAINED

Rehabilitation considers the scores from assessment and the time frame of when the pipe was last cleaned. A rehabilitated pipe is considered "like new" condition. The Port's Century Agenda goal for stormwater is to achieve rehabilitation of 75% of the system by 2035.

Assessment Goals & Progress



Rehabilitation Goals & Progress



For more information, please visit www.portseattle.org/Environmental/Stormwater/Marine-Utility or contact us at stormwater-maritime@portseattle.org